



Annual Implementation Report 2020

of the

INTERREG V-A SLOVAKIA-HUNGARY
COOPERATION PROGRAMME

Content

1.	IDENTIFICATION OF THE ANNUAL IMPLEMENTATION REPORT.....	4
2.	OVERVIEW OF THE IMPLEMENTATION.....	4
3.	IMPLEMENTATION OF THE PRIORITY AXIS.....	10
4.	SYNTHESIS OF THE EVALUATIONS.....	34
5.	ISSUES AFFECTING THE PERFORMANCE OF THE PROGRAMME AND MEASURES TAKEN.....	35
6.	CITIZEN'S SUMMARY.....	41
7.	REPORT ON THE IMPLEMENTATION OF FINANCIAL INSTRUMENTS.....	47
8.	PROGRESS IN PREPARATION AND IMPLEMENTATION OF MAJOR PROJECTS.....	47
9.	ASSESSMENT OF THE IMPLEMENTATION OF THE COOPERATION PROGRAMME.....	49
10.	OBLIGATORY INFORMATION AND ASSESSMENT.....	49
11.	ADDITIONAL INFORMATION ON THE CONTENT AND OBJECTIVES OF THE CP.....	49
12.	FINANCIAL INFORMATION AT PRIORITY AXIS AND PROGRAMME LEVEL.....	54
13.	SMART, SUSTAINABLE AND INCLUSIVE GROWTH.....	56
14.	ISSUES AFFECTING THE PERFORMANCE OF THE PROGRAMME AND MEASURES TAKEN.....	56

PART A

1. IDENTIFICATION OF THE ANNUAL IMPLEMENTATION REPORT

CCI	2014TC16RFCB015
Title	Interreg V-A Slovakia-Hungary
Version	v2-00
Reporting year	2020
Date of approval of the report by monitoring committee	08/05/2021
Date of approval of the European Commission	

2. OVERVIEW OF THE IMPLEMENTATION

The Annual Implementation Report 2020 of the Interreg V-A Slovakia-Hungary Cross-border Cooperation Programme (the Programme) has been prepared pursuant to Annex X of Commission implementation regulation (EU) 2015/207. The report is intended to give a brief overview of the activities that were undertaken in the frame of the programming and implementation process, focusing on the year 2020.

2.1. Call for proposals

SKHU/1902 – Call for proposals

The SKHU/1902 – Call for proposals ran between 12 September 2019 and 17 December 2019. After the closing deadline, the Joint Secretariat carried out the admissibility evaluation and informed the beneficiaries about its result before the end of 2019. The rest of the evaluation continued in 2020.

The full evaluation of all 123 applications took place (formal, eligibility and quality assessment). No project proposal was rejected during formal evaluation due to the two-rounds completion possibility introduced in this Call for proposals, however three failed during eligibility check (SKHU/1902/1.1/015, SKHU/1902/1.1/075, SKHU/1902/1.1/097). Lead Beneficiaries were informed about the results of the formal and eligibility check of their proposals on 5 March 2020 via email. All three rejected project proposals filed a complaint against the decision, and finally were decided to be allowed to proceed the evaluation process with conditions based on the decisions of the Complaint Board made on 12 May 2020.

The quality assessment of the projects within this Call for proposals was divided into three parts (strategic, sectoral and territorial assessment). Colleagues from the JS were involved in the strategic part. The territorial assessment was carried out by experts delegated by the representative counties, whilst the sectoral was done by external assessors until the end of May 2020.

Related to the assessment internal and external trainings took place.

Strategic assessment carried out by two JS members/project:

- 01/04/2020 in Budapest

Sectoral assessment carried out by two external assessors/project:

- 17/03/2020 online

Territorial assessment carried out by the delegated colleagues of the counties (at least 2 delegates/project):

- 20/02/2020 in Budapest
- 24/02/2020 in Budapest
- 03/03/2020 in Budapest
- 10/03/2020 online
- 26/03/2020 online

The final ranking list was set by calculating the average score of each quality assessment part (strategic, sectoral and territorial assessment), and adding them up. The list was provided to the Monitoring Committee for approval. The project selection decision was made during an online Monitoring Committee meeting held on 13 July 2020. Altogether 22 projects were approved under Priority axis 1 (Nature and culture) and 24 under Priority axis 4 (Institutional cooperation). A reserve list was created as well: 28 projects were put on reserve list under Priority axis 1, and 8 under Priority axis 4. The division by action can be seen below.

Priority Axis 1	Number of approved projects	Number of reserve list projects
Action 1.1 Joint development of cultural heritage	9	13
Action 1.2 Joint development of natural heritage	6	11
Action 1.3 Joint development of tourism attractions	7	4
Total	22	28

Priority Axis 4	Number of approved projects	Number of reserve list projects
Action 4.1 Investment in institutional capacity	11	8
Action 4.2 Development of new cross-border services	13	0
Total	24	8

The contracting procedure started with the selected projects at the end of August 2020. Each project had a consultation (personal or online) with the participation of the legal representative, the project manager of each beneficiary and the programme managers of the Joint Secretariat. The first 4 projects were contracted by the end of 2020.

2.2. Internal meetings and discussions

Complaint Board meetings

Related to the assessment decisions of the SKHU/1902 project proposals, two online Complaint Board meetings were held with the participation of the Joint Secretariat, Managing and National Authority on 12 May 2020 and 5 November 2020.

Monitoring Committee meeting

The first online Monitoring Committee meeting was held on 13 July 2020 where – amongst other topics – the selection decision related to the SKHU/1902 Call for proposals was discussed and made. During the year 2020, all the other MC decisions ensuring the smooth implementation of the Programme were made through written procedures due to COVID-19 pandemic.

Programming Committee meeting

The planning of the new Programme between Hungary and Slovakia for the next programming period (2021-2027) has been in progress since 2019. The final draft version of the Territorial analysis – carried out by CESCO – was approved during the 2nd Programming Committee meeting on 4 August 2020. During that meeting the discussion and approval of the Inception report of the Contractor selected for the elaboration of Chapter 2 of new Programme Document, Ex-Ante Tanácsadó Kft. took place.

Small Project Fund Monitoring Committee meetings

Via Carpatia EGTC in the Eastern Programming Area

The Monitoring Committee of the SPF in the Eastern Programming Area approved several small projects for implementation during 2020. There was one personal MC meeting organized on 18 February 2020. All decisions after this date were made through written procedures as most of the personal meetings were banned due to the lockdown measures in both Slovakia and Hungary.

		Priority axis 1	Priority axis 4
		No. of approved small projects	No. of approved small projects
MC meeting on 18 February 2020	SKHU/ETA/1901 II. round	8	22
Written procedure on 20 July 2020	SKHU/ETA/1901 III. round	8	16
Written procedure on 3 October 2020	SKHU/ETA/1901 IV. round	0	14
Total		16	52

Via Carpatia EGTC organized a ceremonial handover of signed Subsidy Contracts on 19 June 2020 in Office of the Košice Self-governing Region for altogether 29 small projects.

Rába-Duna-Vág EGTC in the Western Programming Area

The Monitoring Committee of the SPF in the Western Programming Area also approved several small projects for implementation during 2020 but only through written procedures due to the pandemic restrictions in Hungary and Slovakia.

		Priority axis 1	Priority axis 4
		No. of approved small projects	No. of approved small projects
Written procedure on 2 April 2020	SKHU/ETA/1901 II. round	6	17
Written procedure on 3 August 2020	SKHU/ETA/1901 III. round	3	14
Written procedure on 14 December 2020	SKHU/ETA/1901 IV. round	3 (reserve list 3)	33 (reserve list 1)
Total		12	64

2.3. External events

Interreg 2021-2027 – Thematic workshops/webinars for the Territorial analysis

Three Hungarian workshops were held in Budapest to gain input for the Territorial analysis in three major topics (economic development, heritage management, social challenges) on 9 and 11 March 2020. Due to the coronavirus related limitations on gatherings the Slovak workshops had to be cancelled. In response to that, the CESCO (responsible for elaboration of the Territorial analysis) reorganized the workshops and held webinars instead of the personal workshops. In order to have comparable data from both Hungary and Slovakia, all Hungarian workshops that took place in March 2020 were repeated online.

Webinars organized in Hungarian language:

- 27 April 2020 Heritage management webinar
- 28 April 2020 Social challenges webinar
- 30 April 2020 Economic development webinar

Webinars organized in Slovak language:

- 27 April 2020 Heritage management webinar
- 28 April 2020 Social challenges webinar
- 29 April 2020 Economic development webinar

Beneficiary and Lead Beneficiary seminars online

Online Beneficiary and Lead Beneficiary seminars took place online on 9 September 2020. Webinars were held separately for Slovak and Hungarian beneficiaries in the morning sessions. While the presentations for the Lead Beneficiaries were held in the afternoon as well as the introduction of the monitoring systems to be used for reporting.

European Cooperation Day

The online flipbook was prepared for the celebration of [Interreg 30 years – Success stories in the Slovak-Hungarian border area since 1999](#). It was published on the website of the Programme on 16 October 2020. Interact contributed to the dissemination of the Flipbook with a Facebook paid campaign for 10 days. The results exceeded the expectations: 29.864 people saw the post at least once, 446 likes arrived, the post was shared 22 times, and 238 redirections were made from the Facebook post to the Flipbook. We gained 64 extra page likes after the campaign on the Facebook page of the Programme, and 99 extra followers.

2.4. Progress in designation process

The audit authority established that the management and control system of SPF complies with the prescriptions and requirements described in Regulation (EU) No 1303/2013 and its ANNEX XIII. Accordingly, the audit authority issued an unqualified opinion regarding the functioning of the SPF institutional system in April 2020.

Workshop with Hungarian EGTCs

The deputy head of JS was invited by the Ministry of Foreign Affairs and Trade of Hungary to the 2. workshop of EGTCs in 2020 to hold a presentation about the project implementation experiences of the Interreg SKHU Programme with a special focus on the specificities of Interreg programmes. The overall aim of the event was to facilitate the successful use of European Union funds. Silvester Holop was representing the Programme.

3. IMPLEMENTATION OF THE PRIORITY AXIS

3.1. Overview of the implementation

ID	Priority axis	Key information on the implementation of the priority axis with reference to key developments, significant problems and steps taken to address these problems
PA1	Nature and culture	<p>SKHU/1601</p> <p>Implementation of the projects financed under the SKHU/1601 Call for Proposals continued in 2020. Due to the COVID-19 pandemic many prolongation requests were submitted by the Lead Beneficiaries as most project activities were delayed by the restrictions imposed by the governments of Europe.</p> <p>SKHU/1801 SME Call</p> <p>Implementation of the projects financed under the SKHU/1801 Call for Proposals continued in 2020. Due to the COVID-19 pandemic all 6 projects submitted prolongation requests as most project activities were delayed by the restrictions imposed by the governments of Europe.</p> <p>Small Project Fund</p> <p>Eastern Programming Area – Via Carpatia EGTC</p> <p>One new Call for proposals was launched on 1 December 2020 for the remaining available budget. Submission deadline was 1 January 2021, then prolonged until 15 February 2021.</p> <ol style="list-style-type: none"> 1) Monitoring Committee Meeting took place on <i>18 February 2020</i> where 8 small projects were approved in PA1. 2) Via Carpatia EGTC managing the Small Project Fund in the Eastern Programming Area organized a ceremonial handover of signed Subsidy Contracts on <i>19 June 2020</i> in Office of the Košice Self-governing Region for altogether 29 small projects. 3) An MC written procedure was launched about project selection. As a result 8 small projects were approved in PA1 on <i>20 July 2020</i>. <p>Western Programming Area – Rába-Duna-Vág EGTC</p> <p>No call for proposals was launched in 2020.</p> <ol style="list-style-type: none"> 1) RDV EGTC could not have a Monitoring Committee meeting during the lockdown of the pandemic so the decision about the submitted projects in the Western Programming Area was made through the 3rd written procedure closed on <i>2 April 2020</i> with 6 approved small projects in PA1.

ID	Priority axis	Key information on the implementation of the priority axis with reference to key developments, significant problems and steps taken to address these problems
		<p>2) The 7th written procedure in 2020 approved project proposals in the Western Programming Area <i>on 3 August 2020</i> with 3 approved small projects, in PA1.</p> <p>3) The 10th written procedure launched in 2020 approved the project proposals submitted under the 4th round in the Western Programming Area <i>on 14 December 2020</i> with 3 approved small projects in PA1. Besides that, 3 projects were put to reserve list in PA1.</p> <p>SKHU/1902</p> <p>69 project proposals were submitted for the SKHU/1902 call for proposals in PA1. The assessment of all projects took place in 2020. Based on the MC decision 22 were approved for implementation, and 28 was put on reserve list. 2 PA1 projects were contracted by the end of the 2020.</p>
PA2	Enhancing cross-border mobility	<p>SKHU/1601</p> <p>The implementation of the approved projects under the SKHU/1601 Call for proposals is ongoing in 2020.</p>
PA3	Promoting sustainable and quality employment	<p>SKHU/1703, SKHU/1802, SKHU/1901</p> <p>The contracting procedure with the individual TAPE projects continued in 2020. In case of 22 projects, subsidy contracts were signed by both parties and implementation has started in the relevant period. Altogether 33 projects are running in PA3 within 8 TAPES.</p>
PA4	Enhancing cross-border cooperation of public authorities and people	<p>SKHU/1601</p> <p>Implementation of the projects financed under the SKHU/1601 Call for proposals continued in 2020.</p> <p>Small Project Fund</p> <p>Eastern Programming Area – Via Carpatia EGTC</p> <p>One new Call for Proposals was launched on 1 December 2020 for the remaining available budget. Submission deadline was 1 January 2021, then prolonged until 15 February 2021.</p> <p>1) Monitoring Committee Meeting took place on <i>18 February 2020</i> where 22 small project were approved in PA4,</p>

ID	Priority axis	Key information on the implementation of the priority axis with reference to key developments, significant problems and steps taken to address these problems
		<p>2) Via Carpatia EGTC managing the Small Project Fund in the Eastern Programming Area organized a ceremonial handover of signed Subsidy Contracts on <i>19 June 2020</i> in Office of the Košice Self-governing Region for altogether 29 small projects.</p> <p>3) An MC written procedure was launched about project selection. As a result 16 small projects were approved in PA4 on <i>20 July 2020</i>.</p> <p>4) Through another MC written procedure 14 small projects in PA4 were approved on <i>3 October 2020</i>.</p> <p>Western Programming Area – Rába-Duna-Vág EGTC</p> <p>No call for proposals was launched in 2020.</p> <p>1) RDV EGTC could not have a Monitoring Committee meeting during the lockdown of the pandemic so the decision about the submitted projects in the Western Programming Area was made through the 3rd written procedure closed on <i>2 April 2020</i> with the result of 17 approved small projects in PA4,.</p> <p>2) The 7th written procedure in 2020 approved project proposals in the Western Programming Area on <i>3 August 2020</i> with the result of 14 approved small projects in PA4.</p> <p>3) The 10th written procedure launched in 2020 approved the project proposals submitted under the 4th round in the Western Programming Area on <i>14 December 2020</i> with 33 approved small projects in PA4. Besides that, one project was put to reserve list as well..</p> <p>SKHU/1902</p> <p>54 project proposals were submitted for the SKHU/1902 call for proposals in PA4. The assessment of all projects took place in 2020. Based on the MC decision 24 were approved for implementation, and 8 was put on reserve list. 2 PA4 projects were contracted by the end of the 2020.</p>

ID	Priority axis	Key information on the implementation of the priority axis with reference to key developments, significant problems and steps taken to address these problems
PA5	Technical assistance	<p>TA Beneficiaries proceeded with their tasks related to the overall management, implementation, control and audit as well as the visibility and publicity of the programme. One of the highlighted tasks this year was the completion of the n+3 target, which required the close cooperation of the MA, NA, FLCs and JS during the whole year of 2020. Due to the joint coordination certification, reporting and monitoring of costs was speeding up and resulted in reaching, even slightly overcoming the target number by the end of the year.</p> <p>The three info points of the Programme complemented the tasks carried out by the JS with individual consultations in their regions. They co-organized info days related to the running call for proposals, and shared the information and publicity tasks to enhance the visibility of the Programme and its results. They contributed to the daily work of the JS by providing translations when it was necessary.</p>

3.2. Common and programme specific indicators

Result indicators (by priority axis and specific objective)

1. Table

Priority Axis	ID	Indicators	Measurement unit	Baseline value	Baseline year	Target value (2023)	2019	2020	2021	2022	2023	Observations
PA1	R110	Total number of visitors in the region	Number/ year	7 074 754	2012	7 800 000	nr	12 011 536				Data refer to regional data from 2019 on Hungarian side and from 2020 on Slovak side
PA2	R210	Average distance between border crossing points	km	21,9	2014	18,35	nr	18,35				Target value changed by modification of the CP approved by COM on 29 October 2018
	R221	Change in the volume of cross-border public transport	persons	382 849	2013	450 000	nr	8725				The indicator is referring to the change in the volume of cross-border public transport ¹ .

¹ The indicator is referring to the change in the volume of cross-border public transport (basically as bus and train (see description in Annex II to CP. The difference in the volume (target-baseline) of public transport is 67 151)). As new approach in public transport became popular in the border area (like introduction of cross-border bike sharing systems) and only one project was awarded for improving the condition of public transport by bus lines, and another one by ferry, the number of people using cross border bike sharing system shall also be considered as part of the target value of the indicator. (the relatively low number shows that related projects are under implementation.)

	R222	Change in the volume of cross-border good transport	EUR	0.00	0	0.00	nr	n.r			Target value diminished by modification of the CP approved by COM on 29 October 2018
PA3	R310	Increase in the employment rate	%	63,2	2013	65,2	nr	70,2			Data refer to regional data from 2020 on Hungarian side and from 2019 on Slovak side
PA4	R410	Level of cross-border cooperation	score	3,4	2015	4,1	nr	3,4			Data refer to a survey among the awarded projects from SKHU/1802, SKHU/1901 and SKHU/1902 (all PAs excluding PA2 according to Methodology for the R410 result indicator "Level of cross-border cooperation").

Common and programme specific output indicators (by priority axis, investment priority)

2. Table

Priority Axis	ID	Indicator (name of indicator)	Measurement unit	Target value (2023)	CUMULATIVE VALUE											Observations (if necessary)
					2014	2015	2016	2017	2018	2019	2020	2021	2022	2023		
PA1	CO01	Outputs to be delivered by selected operations [forecast provided by beneficiaries]	Productive investment: Number of enterprises receiving support ²	enterprises	40		0	0	0	16	16	36				36 Beneficiaries are selected within the operations targeting productive investment
		Outputs delivered by operations [actual achievement]					0	0	0	0	0	20			Number of Beneficiaries within the contacted operations targeting productive investment. Implementation started in 2019.	
	CO02	Outputs to be delivered by selected operations [forecast provided by beneficiaries]	Productive investment: Number of enterprises receiving grants ³	enterprises	40		0	0	0	16	16	36				36 Beneficiaries are selected within the operations targeting productive investment
		Outputs delivered by operations [actual achievement]					0	0	0	0	0	20			Number of Beneficiaries within the contacted operations targeting productive investment. Implementation started in 2019.	
	CO09	Outputs to be delivered by selected operations [forecast provided by beneficiaries]	Sustainable tourism: Increase in expected number of visits to supported sites of cultural and natural heritage and attractions	visits/year	30 000		0	0	434 694	438 694	438 694	713 471				
		Outputs delivered by operations [actual achievement]					0	0	0	85 779	459 013	1 000 366			Relatively high number is due to the high number of visitors in couple of locations as e.g Budapest Zoo (HUSK/1601/1.1/051) or forests (SKHU/1601/1.1/010). Number of visitors are based on the entry data of the beneficiaries.	
	CO13	Outputs to be delivered by selected operations [forecast provided by beneficiaries]	Roads: Total length of newly built roads	km	2,80		0	0	2,8	3,03	3,03	5,34				
		Outputs delivered by operations [actual achievement]					0	0	0	1,90	2,40	2,7				
	CO23	Outputs to be delivered by selected operations [forecast provided by beneficiaries]	Nature and biodiversity: Surface area of habitats supported in order to attain a better conservation status	hectares	115 100		0	0	123 042	128 671	128 671	128 677				
		Outputs delivered by operations [actual achievement]					0	0	0	45 314	46 262	123 038				
O11	Outputs to be delivered by selected operations [forecast provided by beneficiaries]	Length of reconstructed and newly built 'green ways'	km	120		0	0	1 971	772,18	772,18	862,62					
	Outputs delivered by operations [actual achievement]					0	0	0	10,40	488,42	742,92					

² Based on Guidance document of monitoring and evaluation (European Cohesion Fund, European Regional Development Fund, Concept and Recommendations, the enterprise is an 'organisation producing products or services to satisfy market needs in order to reach profit. The legal form of enterprise may be various (self-employed persons, partnerships, etc.).'

³ Based on Guidance document of monitoring and evaluation (European Cohesion Fund, European Regional Development Fund, Concept and Recommendations, this indicator is the Subset of 'Number of enterprises receiving support'.

Priority Axis	ID	Indicator (name of indicator)	Measurement unit	Target value (2023)	CUMULATIVE VALUE										Observations (if necessary)	
					2014	2015	2016	2017	2018	2019	2020	2021	2022	2023		
PA2	CO13	Outputs to be delivered by selected operations [forecast provided by beneficiaries]	Roads: Total length of newly built roads	km	3,15		0	0	0	3,15	3,15	3,15				
		Outputs delivered by operations [actual achievement]					0	0	0	0	0	0				Operations were selected in 2 nd quarter of 2018. The outputs will be delivered in 2022 the earliest
	O221	Outputs to be delivered by selected operations [forecast provided by beneficiaries]	Number of new public transport services started within the framework of the programme	piece	10		0	0	5	10	10	10				
		Outputs delivered by operations [actual achievement]					0	0	0	1	3	5				
	O222	Outputs to be delivered by selected operations [forecast provided by beneficiaries]	Number of new logistic services started within the framework of the programme	piece	n.r		0	0	0	n.r	n.r	nr				Modification of the CP approved by COM on 29 October 2018
		Outputs delivered by operations [actual achievement]					0	0	0	n.r	n.r	nr				Modification of the CP approved by COM on 29 October 2018

Priority Axis	ID	Indicator (name of indicator)	Measurement unit	Target value (2023)	CUMULATIVE VALUE										Observations (if necessary)
					2014	2015	2016	2017	2018	2019	2020	2021	2022	2023	
PA3	CO01	Outputs to be delivered by selected operations [forecast provided by beneficiaries]	Productive investment: Number of enterprises receiving support ⁴	enterprises	10		0	0	0	0	168	42			Two rounds selection procedure, 9 TAPes selected by the MC and the assessment of 56 applications submitted in the 2 nd round started in 2018. Data of 2019 refer to the 1 st round application forms (168 enterprise), while data of 2020 (34 enterprise) are registered in the subsidy contracts. Further implementation progress of this Priority Axis is described in Chapter 5 of this document.
		Outputs delivered by operations [actual achievement]					0	0	0	0	0	34			
	CO02	Outputs to be delivered by selected operations [forecast provided by beneficiaries]	Productive investment: Number of enterprises receiving grants ⁵	enterprises	10		0	0	0	0	26	42			
		Outputs delivered by operations [actual achievement]					0	0	0	0	0	34			
	CO08	Outputs to be delivered by selected operations [forecast provided by beneficiaries]	Productive investment: Employment increase in supported enterprises	FTE	20		0	0	0	0	89	95			
		Outputs delivered by operations [actual achievement]					0	0	0	0	0	17			
	CO13	Outputs to be delivered by selected operations [forecast provided by beneficiaries]	Roads: Total length of newly built roads	km	11		0	0	0	0	7,25	7,25			
		Outputs delivered by operations [actual achievement]					0	0	0	0	0	0			
CO39	Outputs to be delivered by selected operations [forecast provided by beneficiaries]	Urban development specific indicators: Public or commercial buildings built or renovated in urban areas	square meters	3000		0	0	0	0	22 468	19 819				
	Outputs delivered by operations [actual achievement]					0	0	0	0	0	5413,04				

⁴ Based on Guidance document of monitoring and evaluation (European Cohesion Fund, European Regional Development Fund, Concept and Recommendations, the enterprise is an 'organisation producing products or services to satisfy market needs in order to reach profit. The legal form of enterprise may be various (self-employed persons, partnerships, etc.).'

⁵ Based on Guidance document of monitoring and evaluation (European Cohesion Fund, European Regional Development Fund, Concept and Recommendations, this indicator is the Subset of 'Number of enterprises receiving support'.

Priority Axis	ID	Indicator (name of indicator)	Measurement unit	Target value (2023)	CUMULATIVE VALUE										Observations (if necessary)	
					2014	2015	2016	2017	2018	2019	2020	2021	2022	2023		
	CO44	Labour market and training: Number of participants in joint local employment initiatives and joint training	persons	100		0	0	0	0	0	2 682	1 732				<p>Two rounds selection procedure, 9 TAPes selected by the MC and the assessment of 56 applications submitted in the 2nd round started in 2018. Further implementation progress of this Priority Axis is described in Chapter 5.</p> <p>Cumulative value for 2020 is counted on the basis of data clarified during clarification phase with the Lead Beneficiary before contracting</p>
		Outputs delivered by operations [actual achievement]				0	0	0	0	0	0	50				
PA3 cont.	O311	Number of (integrated territorial) action plans	number	10		0	0	0	0	0	9	9				
		Outputs delivered by operations [actual achievement]				0	0	0	0	0	0	0				
	O312	Number of women in joint local employment initiatives and joint trainings (participants of employment initiatives from above CO44)	persons	50		0	0	0	0	0	772	39				
		Outputs delivered by operations [actual achievement]				0	0	0	0	0	0	0				
	O313	Number of participants from groups at risk of discrimination, including Roma in joint local employment initiatives and joint trainings (participants of employment initiatives from above CO44)	persons	25		0	0	0	0	0	160	95				
		Outputs delivered by operations [actual achievement]				0	0	0	0	0	0	0				
	O314	Number of new business services promoting employment and consultancy services	number	15		0	0	0	0	0	35	31				
		Outputs delivered by operations [actual achievement]				0	0	0	0	0	0	3				

Priority Axis	ID	Indicator (name of indicator)	Measurement unit	Target value (2023)	CUMULATIVE VALUE										Observations (if necessary)
					2014	2015	2016	2017	2018	2019	2020	2021	2022	2023	
PA4	O411	Number of cross-border products and services developed	Number	20		0	0	115	126	126	169				
						0	0	0	30	117	123				
	O412	Number of documents published or elaborated outside of the framework of SPF	Number	40		0	0	108	110	110	166				
						0	0	0	25	118	120				
	O413	Number of cross-border events	Number	400		0	0	590	769	769	873				
						0	0	0	229	712	706				
O414	Number of documents published or elaborated in the framework of SPF	Number	200		0	0	0	200	200	200					
					0	0	0	85	141	144					

Priority Axis	ID	Indicator (name of indicator)	Measurement unit	Target value (2023)	CUMULATIVE VALUE										Observations (if necessary)	
					2014	2015	2016	2017	2018	2019	2020	2021	2022	2023		
PA4 cont	O415	Outputs to be delivered by selected operations [forecast provided by beneficiaries]	Number of people participated in cooperation	Number	10 000		0	0	32 803	38 462	38 462	50 966				
		Outputs delivered by operations [actual achievement]					0	0	0	14 810	48 660	49 152				
	O416	Outputs to be delivered by selected operations [forecast provided by beneficiaries]	Number of women participated in cooperation	Number	4 000		0	0	16 416	18 870	18 870	22 333				
		Outputs delivered by operations [actual achievement]					0	0	0	7 731	25 080	25 152				
	O417	Outputs to be delivered by selected operations [forecast provided by beneficiaries]	Number of participants from socially marginalized groups, including Roma	Number	300		0	0	3 059	3 178	3 178	3 247				
		Outputs delivered by operations [actual achievement]					0	0	0	1 491	4 176	4 872				

Priority Axis	ID	Indicator (name of indicator)	Measurement unit	Target value (2023)	CUMULATIVE VALUE										Observations (if necessary)	
					2014	2015	2016	2017	2018	2019	2020	2021	2022	2023		
PA5	O511	Outputs to be delivered by selected operations [forecast provided by beneficiaries]	Number of employees (FTEs) whose salaries are co-financed by technical assistance	FTE	30		0	30	30	30	30	30				
		Outputs delivered by operations [actual achievement]					0	11	11	30	30	30				
	O512	Outputs to be delivered by selected operations [forecast provided by beneficiaries]	Number of publicity events	Number of events	15		0	15	15	15	15	15				
		Outputs delivered by operations [actual achievement]					0	21	22	30	42 ⁶	42				
	O513	Outputs to be delivered by selected operations [forecast provided by beneficiaries]	Number of studies and evaluation documents	Finished studies and evaluation documents	2		0	2	2	2	2	2				
		Outputs delivered by operations [actual achievement]					0	0	0	1	2	2				
O514	Outputs to be delivered by selected operations [forecast provided by beneficiaries]	Number of training initiatives for the management bodies	Training initiatives	15		0	15	15	15	15	15					
	Outputs delivered by operations [actual achievement]					0	1	3	24	52	52					

⁶ 8 events organized by the JS (7 info days and EC Day event) including the 2 info days that was co-organized by Košice IP plus 2-2 events by IP Bratislava and Nitra.

3.3. Milestones and targets defined in the performance framework

Information on the milestones and targets defined in the performance framework

3. Table

PA	Indicator Type	ID	Indicator or key implementation step	Measurement unit	Milestone for 2018	Final target 2023	17	18	19	20	21	20	23	Observations
PA1	Output	CO02	Productive investment: Number of enterprises receiving grants ⁷	enterprises	0	40	0	0	0	36				Selected operations are contracted and implementation started in 2019.
	Key imp.step	K0001	Number of calls for SMEs	number	1	1	0	1	1	1				
	Output	CO13	Roads: Total length of newly built roads	km	0	2,8	0	1,9	2,4	2,7				
	Key imp.step	K0002	Elaborated technical documentation for road construction	number	1	4	0	2	2	2				
	Output	O11	Length of reconstructed and newly built 'green ways'	km	9	120	0	10,4	488,42	742,92				
	Output	CO23	Nature and biodiversity: Surface area of habitats supported in order to attain a better conservation status	hectares	28 000	115,100	0	45 314	46 262	123 038				
	Financial	F0001	Total amount of submitted expenditure for validation	EUR	4 207 597	79,480,140.50	0	3 121 015	12 946 189	30 134 047				

⁷ Based on Guidance document of monitoring and evaluation (European Cohesion Fund, European Regional Development Fund, Concept and Recommendations, the enterprise is an 'organisation producing products or services to satisfy market needs in order to reach profit. The legal form of enterprise may be various (self-employed persons, partnerships, etc.).'

PA	Indicator Type	ID	Indicator or key implementation step	Measurement unit	Milestone for 2018	Final target 2023	17	18	19	20	21	22	23	Observations
PA2	output	CO13	Roads: Total length of newly built roads	km	0	3,15	0	0	0	0				Explanation for under performance is provided in Chapter 5
	Key imp.step	K0002	Elaborated technical documentation for road construction	NA	1	3	0	4	4	4				
	output	O221	Number of new public transport services started within the framework of the programme	piece	2	10	0	1	3	5				
	Financial	F0001	Total amount of submitted expenditure for validation	EUR	1,706,316	26,444,434.50	0	141 044	910 127	2 167 766				
PA3	output	O311	Number of (integrated territorial) action plans	number	0	10	0	0	0	0				Explanation for under performance is provided in Chapter 5
	Key imp.step	K0003	Selected action plans	number	5	10	0	9	9	9				
	output	CO44	Labour market and training: Number of participants in joint local employment initiatives and joint training	persons	30	100	0	0	0	50				
	output	O314	Number of new business services promoting employment and consultancy services	number	5	15	0	0	0	3				
	Financial	F0001	Total amount of submitted expenditure for validation	EUR	2 627 144	40 715 389	0	0	0	1 528 068				

PA	Indicator Type	ID	Indicator or key implementation step	Measurement unit	Milestone for 2018	Final target 2023	17	18	19	20	21	22	23	Observations
PA4	Output	O411	Number of cross-border products and services developed	Number	4	20	0	30	117	123				
	Output	O412	Number of documents published or elaborated outside of the framework of SPF	Number	5	40	0	25	118	120				
	Output	O413	Number of cross border events	Number	100	400	0	229	712	706				
	Output	O414	Number of documents published or elaborated in the framework of SPF	Number	50	200	0	85	141	144				
	Financial	F0001	Total amount of submitted expenditure for validation	EUR	1 656 117	25 666 448	0	1 788 499	5 172 391	7 095 023				

3.4. Financial data

Financial information at priority axis and programme level

4. Table

1.	2.	3.	4.	5.	6.	7.	8.	9.	10.	11.	12.
The financial allocation of the priority axis based on the Cooperation programme						Cumulative data on the financial progress of the Cooperation programme					
Priority axis	Fund	Category of region	Basis for the calculation of Union support* (Total eligible cost or public eligible cost)	Total funding (EUR)	Co-financing rate (%)	Total eligible cost of operations selected for support (EUR)	Proportion of the total allocation covered with selected operations (%) [column 7/ column 5 × 100]	Public eligible cost of operations selected for support (EUR)	Total eligible expenditure declared by beneficiaries to the managing authority ⁸	Proportion of the total allocation covered by eligible expenditure declared by beneficiaries (%) [column 10/ column 5 × 100]	Number of operations selected
PA1	ERDF		Total eligible cost	79 480 141	85%	79 803 291	100%	78 090 501	30 134 047	48%	59
PA2	ERDF		Total eligible cost	26 444 435	85%	26 444 435	100%	26 420 005	2 167 766	8%	7
PA3	ERDF		Total eligible cost	40 715 389	85%	40 760 213	100%	38 852 635	1 528 068	7%	49
PA4	ERDF		Total eligible cost	25 666 448	85%	25 138 216	98%	24 199 655	7 095 023	33%	54
PA5	ERDF		Total eligible cost	10 998 282	85%	10 998 282	100%	10 998 282	3 049 120	43%	10
Total				183 304 695		183 144 437	99,90%	178 561 078	43 974 024	31%	179

⁸ Corresponding to the total amount of payment claims submitted until 02/12/2020 to the COM.

Breakdown of the cumulative financial data by category of intervention for the transmission made by 31 January⁹

5. Table

Priority axis	Characteristics of expenditure	Categorisation dimensions								Financial data									
		Fund	Intervention field	Form of finance	Territorial dimension	Territorial delivery mechanism	Thematic priority dimension	ESF secondary theme	Economic dimension	Location dimension	Total eligible cost of operations selected for support (EUR)	Public eligible cost of operations selected for support (EUR)	The total eligible expenditure declared by beneficiaries to the managing authority	Number of operations selected					
PA1	ERDF	032 – Local access roads (new build)	01 – Non-repayable grant	01 – Large Urban areas (densely populated > 50 000 population)	07 – Not applicable	1.- Strengthening research, technological development and innovation	08 – Not applicable	12 – Transport and storage	SKHU	0	0	0	0						
				02 – Small Urban areas (intermediate density > 5 000 population)						0	0	0	0						
				03 – Rural areas (thinly populated)						0	0	0	0						
		075 – Development and promotion of tourism services in or for SMEs		01 – Large Urban areas (densely populated > 50 000 population)				07 – Not applicable		1.- Strengthening research, technological development and innovation	08 – Not applicable	13 - Information and communication activities, including telecommunication,	SKHU	0	0	0	0		
				02 – Small Urban areas (intermediate density > 5 000 population)										0	0	0	0		
				03 – Rural areas (thinly populated)										7 112 762,00	6 960 104,00	402 128	8		
		077 – Development and promotion of cultural and creative services in or for SMEs		01 – Large Urban areas (densely populated > 50 000 population)				07 – Not applicable		1.- Strengthening research, technological development and innovation	08 – Not applicable	13 - Information and communication activities, including telecommunication,		SKHU	0	0	0	0	
				02 – Small Urban areas (intermediate density > 5 000 population)											5 621 752,00	5 501 094,00	573 810	7	
				03 – Rural areas (thinly populated)											0	0	0	0	
		085 – Protection and enhancement of biodiversity, nature protection and green infrastructure		01 – Large Urban areas (densely populated > 50 000 population)				07 – Not applicable		1.- Strengthening research, technological development and innovation	08 – Not applicable	15 Tourism, accommodation and food service activities			SKHU	0	0	0	0
				02 – Small Urban areas (intermediate density > 5 000 population)												0	0	0	0
				03 – Rural areas (thinly populated)												5 530 815,00	5 412 109,00	4 277 591	4

⁹ Data provided is in line with the data requested in table "Annex II Transmission of financial data" by the Certifying Authority

		086 – Protection, restoration and sustainable use of Natura 2000 sites	01 – Large Urban areas (densely populated > 50 000 population)				15 Tourism, accommodation and food service activities		0	0	0	0
			02 – Small Urban areas (intermediate density > 5 000 population)						2 938 369,00	2 875 304,00	511 322	3
			03 – Rural areas (thinly populated)						0	0	0	0
		090 – Cycle tracks and footpaths	01 – Large Urban areas (densely populated > 50 000 population)				15-Tourism, accommodation and food service activities		0	0	0	0
			02 – Small Urban areas (intermediate density > 5 000 population)						0	0	0	0
			03 – Rural areas (thinly populated)						13 311 256,00	13 025 561,00	4 063 839	6
		091 – Development and promotion of the tourism potential of natural areas	01 – Large Urban areas (densely populated > 50 000 population)				15 Tourism, accommodation and food service activities		0	0	0	0
			02 – Small Urban areas (intermediate density > 5 000 population)						0	0	0	0
			03 – Rural areas (thinly populated)						10 204 382,00	9 985 369,00	7 266 620	9
		092 - Protection, development and promotion of public tourism assets	01 – Large Urban areas (densely populated > 50 000 population)				15 Tourism, accommodation and food service activities	SKHU	0	0	0	0
			02 – Small Urban areas (intermediate density > 5 000 population)						13 355 425,00	13 068 782,00	5 320 512	8
			03 – Rural areas (thinly populated)						0	0	0	0
		094 – Protection, development and promotion of public cultural and heritage assets	01 – Large Urban areas (densely populated > 50 000 population)				15-Tourism, accommodation and food service activities		21 728 530,00	21 262 178,00	7 718 225	14
			02 – Small Urban areas (intermediate density > 5 000 population)						0	0	0	0
			03 – Rural areas (thinly populated)						0	0	0	0

PA2	ERDF	030 – Secondary road links to TEN-T road network and nodes (new build)	01 – Non-repayable grant	01 – Large Urban areas (densely populated > 50 000 population)	07 – Not applicable	7. - Promoting sustainable transport and removing bottlenecks in key network infrastructures	08 – Not applicable	12 – Transport and storage	SKHU	0	0	0	0
				02 – Small Urban areas (intermediate density > 5 000 population)						17 188 842,00	17 172 962,00	314 613	2
				03 – Rural areas (thinly populated)						0	0	0	0
		032 – Local access roads (new build)		01 – Large Urban areas (densely populated > 50 000 population)				0		0	0	0	
				02 – Small Urban areas (intermediate density > 5 000 population)				0		0	0	0	
				03 – Rural areas (thinly populated)				0		0	0	0	
		042 – Inland waterways and ports (regional and local)		01 – Large Urban areas (densely populated > 50 000 population)				0		0	0	0	
				02 – Small Urban areas (intermediate density > 5 000 population)				5 366 125,00		5 361 168,00	216 276	1	
				03 – Rural areas (thinly populated)				0		0	0	0	
		043 – Clean urban transport infrastructure and promotion (including equipment and rolling stock)		01 – Large Urban areas (densely populated > 50 000 population)				0		0	0	0	
				02 – Small Urban areas (intermediate density > 5 000 population)				2 889 701,00		2 887 032,00	1 612 947	3	
				03 – Rural areas (thinly populated)				0		0	0	0	
		044 – Intelligent transport systems (including the introduction of demand management, tolling systems, IT monitoring, control and information systems)		01 – Large Urban areas (densely populated > 50 000 population)				999 767,00		998 843,00	23 930	1	
				02 – Small Urban areas (intermediate density > 5 000 population)				0		0	0	0	
				03 – Rural areas (thinly populated)				0		0	0	0	
		072 – Business infrastructure for SMEs (including industrial parks and sites)		01 – Large Urban areas (densely populated > 50 000 population)				0		0	0	0	
02 – Small Urban areas (intermediate density > 5 000 population)	0		0	0	0								

				03 – Rural areas (thinly populated)						0	0	0	0
PA3	ERDF	032 - Local access roads (new build)	01 – Non-repayable grant	01 – Large Urban areas (densely populated > 50 000 population)	07 – Not applicable	8. - Promoting sustainable and quality employment and supporting labour mobility	08 – Not applicable	12 – Transport and storage	SKHU	0	0	0	0
				02 – Small Urban areas (intermediate density > 5 000 population)						0	0	0	0
				03 – Rural areas (thinly populated)						10 902 765,00	10 392 517,00	42 311	3
		055 - Other social infrastructure contributing to regional and local development		01 – Large Urban areas (densely populated > 50 000 population)				0		0	0	0	
				02 – Small Urban areas (intermediate density > 5 000 population)				0		0	0	0	
				03 – Rural areas (thinly populated)				2 365 631,00		2 254 919,00	79 113	2	
		072 - Business infrastructure for SMEs (including industrial parks and sites)		01 – Large Urban areas (densely populated > 50 000 population)				0		0	0	0	
				02 – Small Urban areas (intermediate density > 5 000 population)				0		0	0	0	
				03 – Rural areas (thinly populated)				12 825 791,00		12 225 544,00	913 912	10	
		073 - Support to social enterprises (SMEs)		01 – Large Urban areas (densely populated > 50 000 population)				0		0	0	0	
				02 – Small Urban areas (intermediate density > 5 000 population)				0		0	0	0	
				03 – Rural areas (thinly populated)				1 688 683,00		1 609 652,00	6 127	3	
		102 - Access to employment for job-seekers and inactive people, including the long-term unemployed and people far from the labour market, also through local employment initiatives and support for labour mobility		01 – Large Urban areas (densely populated > 50 000 population)				0		0	0	0	
				02 – Small Urban areas (intermediate density > 5 000 population)				12 110 069,00		11 543 317,00	486 605	25	
				03 – Rural areas (thinly populated)				0		0	0	0	

		103 - Sustainable integration into the labour market of young people, in particular those not in employment, education or training, including young people at risk of social exclusion and young people from marginalised communities, including through the implementation of the Youth Guarantee		01 – Large Urban areas (densely populated > 50 000 population)					0	0	0	0	
				02 – Small Urban areas (intermediate density > 5 000 population)					243 733,00	232 326,00	0	2	
				03 – Rural areas (thinly populated)			19 - Education		0	0	0	0	
		104 - Self-employment, entrepreneurship and business creation including innovative micro, small and medium sized enterprises		01 – Large Urban areas (densely populated > 50 000 population)			21 - Social work activities, community, social and personal		0	0	0	0	
				02 – Small Urban areas (intermediate density > 5 000 population)					0	0	0	0	
				03 – Rural areas (thinly populated)					172 250,00	164 189,00	0	1	
		109 - Active inclusion, including with a view to promoting equal opportunities and active participation, and improving employability		01 – Large Urban areas (densely populated > 50 000 population)			21 - Social work activities, community, social and personal		0	0	0	0	
				02 – Small Urban areas (intermediate density > 5 000 population)					0	0	0	0	
				03 – Rural areas (thinly populated)					451 291,00	430 171,00	0	3	
PA4	ERDF	096 - Institutional capacity of public administrations and public services related to implementation of the ERDF or actions supporting ESF institutional capacity initiatives	01 – Non-repayable grant	01 – Large Urban areas (densely populated > 50 000 population)	07 – Not applicable	11. Enhancing institutional capacity of public authorities and stakeholders and efficient public administration	08 – Not applicable	18 – Public administration	SKHU	4 504 742,00	4 336 552,00	415 113	14
				02 – Small Urban areas (intermediate density > 5 000 population)					0	0	0	0	
				03 – Rural areas (thinly populated)					0	0	0	0	
		119 - Investment in institutional capacity and in the efficiency of public administrations and public services at the national, regional and local levels with a view to reforms, better regulation and good governance		01 – Large Urban areas (densely populated > 50 000 population)				18 – Public administration		4 689 606,00	4 514 515,00	2 141 608	22
				02 – Small Urban areas (intermediate density > 5 000 population)					0	0	0	0	
				03 – Rural areas (thinly populated)					0	0	0	0	

		120 - Capacity building for all stakeholders delivering education, lifelong learning, training and employment and social policies, including through sectoral and territorial pacts to mobilise for reform at the national, regional and local levels		01 – Large Urban areas (densely populated > 50 000 population)						0	0	0	0	
				02 – Small Urban areas (intermediate density > 5 000 population)					19 - Education		15 943 868,00	15 348 588,00	4 538 302	18
				03 – Rural areas (thinly populated)							0	0	0	0
PA5	ERDF	121 - Preparation, implementation, monitoring and inspection	01 – Non-repayable grant	07 – Not applicable	07 – Not applicable	12 – Not applicable	08 – Not applicable	24 – Other unspecified services	SKHU	8 645 341,00	8 645 341,00	2 408 805	6	
		122 - Evaluation and studies								588 235,00	588 235,00	152 456	1	
		123 - Information and communication								1 764 706,00	1 764 706,00	487 859	3	
Total	ERDF									183 144 437,00	178 561 078,00	43 974 024	179	
Grand total										183 144 437,00	178 561 078,00	43 974 024	179	

Cumulative cost of all or part of an operation implemented outside the Union part of the programme area

5. Table

1	2	3	4	5
	The amount of ERDF support ¹⁰ envisaged to be used for all or part of an operation implemented outside the Union part of the programme area based on selected operations (EUR)	Share of the total financial allocation to all or part of an operation located outside the Union part of the programme area (%) (column 2/total amount allocated to the support from the ERDF at programme level *100)	Eligible expenditure of ERDF support incurred in all or part of an operation implemented outside the Union part of the programme area declared by the beneficiary to the managing authority (EUR)	Share of the total financial allocation to all or part of an operation located outside the Union part of the programme area (%) (column 4/total amount allocated to the support from the ERDF at programme level *100)
All or part of an operation outside the Union part of the programme area	0	0%	0	0%

¹⁰ ERDF support is fixed in the Commission decision on the respective cooperation programme.

4. SYNTHESIS OF THE EVALUATIONS

Not relevant in the reporting period.

5. ISSUES AFFECTING THE PERFORMANCE OF THE PROGRAMME AND MEASURES TAKEN

5.1. COVID-19 pandemic and Cooperation Programme modification

As the pandemic started spreading in Europe both Slovakia and Hungary introduced lockdown measures in March 2020. During the first (March-June 2020) and second wave (from September 2020) construction activities slowed down in Slovakia because only limited number of workers could be present on the site at the same time. In other cases, the supplies arriving from abroad were delayed due to the border crossing limitations for non-essential goods. Soft activities like children camps, trainings, festivals or village days – any event relying on personal participation could not have been organized. As a result, running projects submitted prolongation requests.

It also has to be mentioned that as the labour market was hardly hit by Covid-19 pandemic, not only delays are encountered in project implementations but at the same time the indicator for increasing workplaces in supported enterprises is hard to be kept.

These issues seriously endangered the cash flow of the Programme as the reimbursements were not as high as planned. Consequently, reaching the n+3 target for 2020 became a challenge. As the situation in our Programme was unfortunately not exceptional but emerged in all member states in the EU the European Commission addressed the issue with specific measures as stated in the REGULATION (EU) 2020/558 OF THE EUROPEAN PARLIAMENT AND OF THE COUNCIL of 23 April 2020 amending Regulations (EU) No 1301/2013 and (EU) No 1303/2013 as regards specific measures to provide exceptional flexibility for the use of the European Structural and Investments Funds in response to the COVID-19 outbreak. With a view to alleviating the burden on public budgets responding to the public health crisis, Member States were given the exceptional possibility to request, for cohesion policy programmes, a co-financing rate of 100% to be applied for the accounting year 2020-2021, in accordance with budget appropriations and subject to available funding. Requests for modification of the co-financing rate had to be submitted to the EC in accordance with the procedure for the amendment of programmes.

The programme requested the temporary increase of the co-financing rate to 100% in all priority axes to ease burden due to COVID-19 crisis. Co-financing rate of 100 % will be applied to expenditure declared in payment applications during the accounting year starting 1 July 2020 and ending 30 June 2021 for all priority axes of the Programme. The modification request was submitted on 14 July 2020, and approved by the European Commission on 30 July 2020.

5.2. Larger infrastructural projects

Larger infrastructural projects (roads, bridges, larger industrial investments) submitted under the SKHU/1601 call for proposals have already been in danger because of the changes of the price level in construction industry. Now the coronavirus is putting extra burden on the affected projects.

For example in case of project no. SKHU1601/2.2.1/362 (Neszmély-Radvan nad Dunajom ferry project), Lead Beneficiary and Beneficiary¹ selected road constructor and ferry producer with public procurement procedure during last year.

In case of the LB – after two public procurement rounds – signed contract could not enter into force because LB do not have enough financial resources as the price offer is higher than the originally planned budget for the road indicated in the Subsidy Contract.

After successful public procurement, B1 signed the contract for ferry production activity with 12-month waiting time to solve scarcity of financial resources, as the ferry will cost more than originally planned.

In order to solve financial problems Hungarian partners (LB, B1) were trying to involve additional financial resources from Hungarian Government, which was guaranteed by the Government Decree no 1936/2020. (XII. 17.).

In case of B2 negotiations are still ongoing for raising the additional financial needs for project implementation.

The basis of a TAPE is usually a large infrastructural investment. Due to the slowdown of constructions each investment project is closely monitored by the designated programme manager to ensure that the essential projects are implemented on time so the connecting developments are not getting delayed either.

As the closing deadline of the Programme is approaching, no major delays can be allowed in the projects. The reimbursements and the indicators of the priority axes would suffer such defect that could not be corrected within this programming period. So Programme management bodies are continuously monitoring the implementation of the projects to detect and analyse the difficulties in due time in order to overcome problems.

Two of the projects (SKHU/1802/3.1/009 – Hit the road! (bridge Ipelské Predmostie – Drégelypalánk)) SKHU/1802/3.1/010 – Ride up (bridge Vrbovka – Órhalom)) are in the stage of public procurement procedure, and according to the preliminary evaluation of the bids planned costs of construction works are significantly short.

5.3. Small project fund

Both managing EGTCs on the Eastern and Western programming area are in full speed of implementing the Small Project Fund. However, the pandemic is affecting all small projects as well. Mostly because the small projects are supporting people to people actions, which were seriously restricted during most of the year 2020. Management organizations of the Small Project Funds are continuously trying to find case-by-case solutions to small projects.

The Audit Authority established that the management and control system of SPF complies with the prescriptions and requirements described in Regulation (EU) No 1303/2013 and its ANNEX XIII. Accordingly, the audit authority issued an unqualified opinion regarding the functioning of the SPF institutional system in April 2020. The reimbursement of funds for small projects selected for support during the first and second call for proposals in 2018 and 2019 could started thereafter.

5.4. E-cohesion

Background

In July 2019 the Managing Authority of all four Interreg programmes using IMIS 2014- 2020 system (SKHU, HUHR, HUSRB, HUSKROUA ENI) decided – with the support of the Partner States – to launch a new procurement procedure on developing a new IT system, the so called INTERREG+ system to cover all missing functions of IMIS 2014-2020. The reason behind the system change was that even after a longer error management period the functionality of the IMIS 2014-2020 system could not be consolidated, the number of software errors was still higher than expected especially for programmes in their implementation modules. The INTERREG+ system will take over the tasks from the IMIS 2014-2020, and in the same time it is developed with a view on the requirements of the 2021-2027 period as well.

The new INTERREG+ IT system is developed for the following four CBC programmes:

- Interreg V-A Hungary-Croatia Cooperation Programme,
- Interreg V-A Slovakia-Hungary Cooperation Programme,
- Interreg-IPA Cross-border Cooperation Programme Hungary Serbia and
- Hungary-Slovakia-Romania-Ukraine ENI Cross-border Cooperation Programme.

The first step towards the INTERREG+ system in the Interreg V-A Slovakia-Hungary Cooperation Programme was the approval of the modification of the core TA project by the Monitoring Committee on 26 October 2019, which authorized Széchenyi Programme Office (SZPO, the hosting body of the JS) to launch the public procurement procedure. SZPO initiated the public procurement in November 2019, and as a result signed the development contract with the selected tenderer on 17 February 2020. The INTERREG+ system development project lasts till 30 September 2021 and will be followed by a continuous maintenance and support period throughout the whole implementation of the Programme.

According to the contractual time plan, the system went/will go live with the following functionality as follows:

	Functionality
June 2020	Project and Contracting Module covering recording of Programme and Call data
November 2020	Reporting Module, Control and Payment Module
February 2021	TA Project Module, Programme-level Financial Module (submission of Application for Payments to EC), planning migration procedure of all implementation and financial data from IMIS 2014-2020
May 2021	Irregularity, Recovery and Closure Module
September 2021	e-Application and Assessment Module for 2021-2027 period
September 2021	Service functions, development of interfaces (i.e. InforEuro), closing of the development project and handover of the source code of the INTERREG+ system

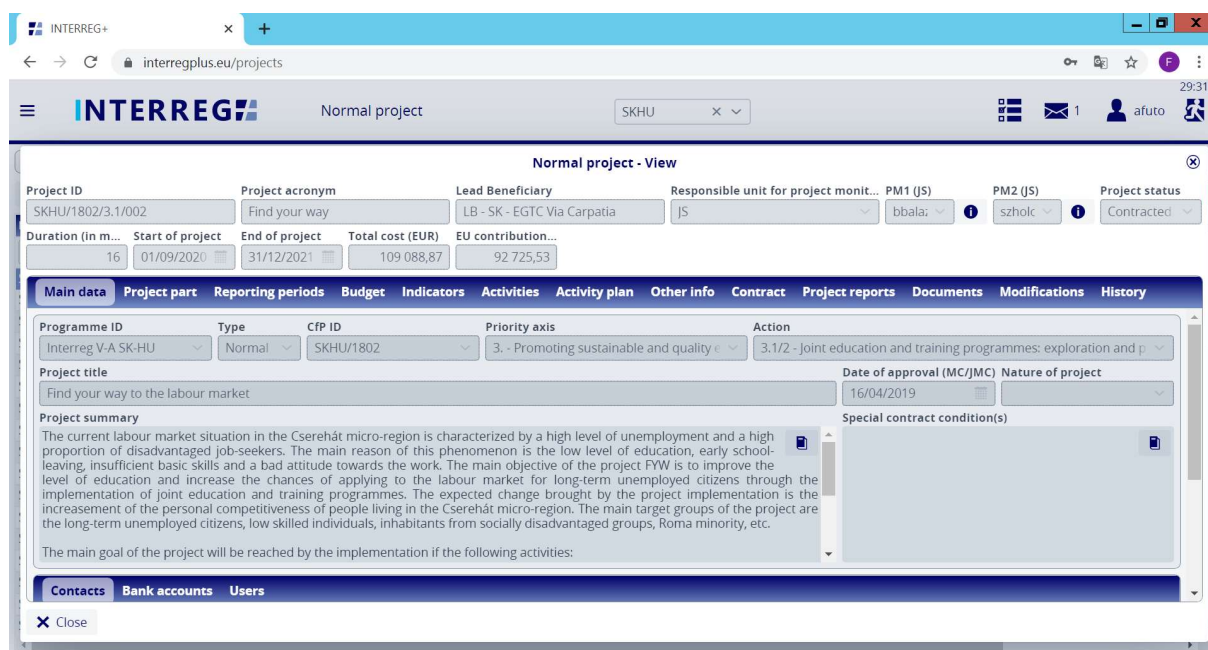
Current status of the INTERREG+ IT system development

After the signature of the development contract on 17 February 2020, specification of the new system has immediately started in the coordination of the I+Office (set up within SZPO) in close cooperation with the Joint Secretariat of the Programme. After several testing round the first module covering Programme, Call and Project data as well as contracting procedure went live on 30 June 2020. Online reporting module for Beneficiaries as well as control functions was launched on 26 August 2020 on the live system, followed by the launch of the Lead Beneficiary reporting and payment module on 27 November 2020. Since then Beneficiaries and Lead Beneficiaries of the Programme have started using the INTERREG+ system for the online submission of their reports, as well as Controllers for their validation activities and Joint Secretariat for its daily programme and project management activities. Migration of data from IMIS 2014-2020 to INTERREG + has also been started and will be completed latest by end of November 2021.

General features of INTERREG+



I N T E R R E G



Normal project - View

Project ID: SKHU/1802/3.1/002 | Project acronym: Find your way | Lead Beneficiary: LB - SK - EGTC Via Carpatia | Responsible unit for project monit...: JS | PM1 (JS): bbala: | PM2 (JS): szholc | Project status: Contracted

Duration (In m...): 16 | Start of project: 01/09/2020 | End of project: 31/12/2021 | Total cost (EUR): 109 088,87 | EU contribution...: 92 725,53

Main data | Project part | Reporting periods | Budget | Indicators | Activities | Activity plan | Other info | Contract | Project reports | Documents | Modifications | History

Programme ID: Interreg V-A SK-HU | Type: Normal | CFP ID: SKHU/1802 | Priority axis: 3. - Promoting sustainable and quality e... | Action: 3.1/2 - Joint education and training programmes: exploration and p...

Project title: Find your way to the labour market | Date of approval (MC/JMC): 16/04/2019 | Nature of project: [dropdown]

Project summary

The current labour market situation in the Cserehát micro-region is characterized by a high level of unemployment and a high proportion of disadvantaged job-seekers. The main reason of this phenomenon is the low level of education, early school-leaving, insufficient basic skills and a bad attitude towards the work. The main objective of the project FYW is to improve the level of education and increase the chances of applying to the labour market for long-term unemployed citizens through the implementation of joint education and training programmes. The expected change brought by the project implementation is the increment of the personal competitiveness of people living in the Cserehát micro-region. The main target groups of the project are the long-term unemployed citizens, low skilled individuals, inhabitants from socially disadvantaged groups, Roma minority, etc.

The main goal of the project will be reached by the implementation if the following activities:

Contacts | Bank accounts | Users

Close

Two sides of the same system: Front Office – Back Office

The Front Office surface of INTERREG+ is for Beneficiaries and Lead Beneficiaries who can submit their Beneficiary reports, progress reports and applications for reimbursement online.

The Back Office is used by all bodies of the programme implementation (Managing Authority, National Authority, Certifying Authority, Audit Authority, Joint Secretariat, Control Bodies) as a management and monitoring tool.

Advanced technical features

The INTERREG+ system has been developed to ease the user's daily activities. The system's workflow engine guarantees that each process step has to be completed in sequence according to the pre-defined order and it checks whether the user is authorized to accomplish a certain task.

Thanks to the version management, all project changes are tracked and stored so that each project version can be queried and compared to any other versions. The project history screens contain all system events like a diary (who did when and what).

Several hundreds of built-in checks, warnings and automatic calculations (data aggregation from partner through project to programme level) ensure the accuracy of applications for reimbursement and progress reports, while the built-in document templates and standard notification letters enhance the convenience of the users.

Detailed budget tables show the project's financial progress (planned, reported and remaining amounts, statuses).

Sophisticated access rights management

Considering the relatively high number of bodies and users involved in the programme implementation the system operates online. This solution facilitates simultaneous data input and flexible data storage capacity at all participating actors.

In order to avoid unauthorized logins and movements the system possesses a sophisticated access rights system: access to functions and data is restricted by organizational membership, level of hierarchy and geographic location.

6. CITIZEN'S SUMMARY

The Annual Implementation Report 2020 of the Interreg V-A Slovakia-Hungary Cooperation Programme has been prepared pursuant to Annex X of Commission implementing regulation (EU) 2015/207. The report is intended to give a brief overview of the activities that were undertaken in the frame of the implementation process, focusing on the year 2020.

6.1. Interreg V-A Slovakia-Hungary Cooperation Programme

The life of the Programme reached its peak period in 2020. The Joint Secretariat is working with closed projects in their follow-up period, running ones assisting them in the implementation phase and contracting projects from the last call for proposals. The planning of the new programme is ongoing parallel the daily tasks of the present one. The full capacity of the Secretariat is used to meet all requirements.

The focus of the year 2020 was to process the project proposals of the SKHU/1902 call for proposals, supposedly the last call of this programming period (2014-2020). The full evaluation of all 123 applications took place (formal, eligibility and quality assessment) until the end of May 2020. The project selection decision was made during an online **Monitoring Committee meeting** held on 13 July 2020. Altogether 46 projects were approved, and 36 were put on reserve list. The contracting procedure started with the selected projects at the end of August 2020.

This year we celebrated the 30 years' anniversary of Interreg, the cross-border cooperation in Europe. This was chosen as the main theme of the European Cooperation Day by the European Commission. On the occasion we explored the beginnings of the cooperation between Hungary and Slovakia dating back until 1999. We collected some projects from the PHARE, HU-SK-UA III-A, HUSK 2007-2013 and also Interreg V-A SKHU era. Finally these were presented in online flipbook, called [Interreg 30 years – Success stories in the Slovak-Hungarian border area since 1999](#). It was published on the website of the Programme on 16 October 2020, and it is available ever since. With a Facebook ad campaign we managed to show the book to 29.864 people at least once.

The main numbers of Interreg SKHU Programme in 2020:

Programme allocation

Programme allocation - 155,8M EUR

Awarded amount - 154,8M EUR

€ 99,35%



Contracted amount

Awarded amount - 154,8M EUR

Contracted amount - 125,2M EUR

€ 80,8%




Reimbursed support

Contracted amount - 125,15M EUR

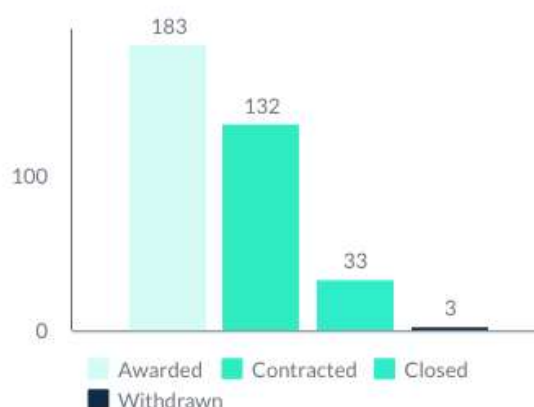
Reimbursed amount - 39,7M EUR

Total

€ 31,7%




Number of projects




By priorities

56%




Priority axis 1
Nature and culture

8%




Priority axis 2
Mobility

32%



Priority axis 3
Employment

34%



Priority axis 4
Institutional cooperation

FUN FACTS





In each priority there are closed projects already with awesome results. Let's see some examples:

PRIORITY AXIS 1 NATURE AND CULTURE

BIRDS WITHOUT BORDERS

The goal of the joint Slovak-Hungarian project was the development of bird monitoring activities, coordinated bird-ringing camping activities and the establishment of the necessary infrastructure in the cooperation Štátna ochrana prírody Slovenskej republiky and Aggtelek National Park Directorate.



24 Bird observation tower at Lake Hrhov,



12 Bird observation tower at Lake Hrhovm
Slovakia



3 Mobile classroom



4 Bird ringing presentation for children

PRIORITY AXIS 2 MOBILITY

MÁRIA VALÉRIA BIKE

The aim of the project was to create a public cross-border bicycle-sharing system in Esztergom and Štúrovo, which will better connect the inhabitants of the cross-border region.



5 View of the basilica and castle of Esztergom from Sturovo, Slovakia



6 Mária Valéria Bike station, Esztergom, Hungary

PRIORITY AXIS 3 EMPLOYMENT

ORGANIC CROSS-BORDER TERRITORIAL DEVELOPMENT ALONG THE IPOLY/IPEL' (ORG-EMP)

The aim of the present TAPE is to launch economic developments that are possible to restore the previous organic connections, and to support the improvement of employment situation by facilitating labour mobility. For this purpose, the **bridge between Ipeľské Predmostie and Drégelypalánk will be reconstructed**. The bridge will make the larger plants, where hundreds of employees commute across the border, operating in Nagyoroszi and Rétság accessible from the direction of the isolated Slovakian villages. The number of these commuters is expected to be increased by the **plant expansion of Fespizz Kft. in Nagyoroszi**, where 10 new employees will be hired. At the same time, the bridge also allows the results of the development already started on the Hungarian side to appear on the Slovak side, since new workplaces will be established **in Ipeľské Predmostie** in a new **bulgur producing plant** built by Adorex creating 4 new working places. Furthermore, the interconnection of the two developments will be strengthened by the fact that the trainings required for both developments will be provided by the secondary vocational school of Šahy. For this purpose the **modernisation of two workshops** in the school will also take place. Utilizing a Swiss model, Ipoly-Táj Területfejlesztési Társulás (Regional Development Association) helps to **adapt the capabilities of the recruited workers** to the employer's expectations. The total budget for this complex development plan 6 686 278 €.



7 Plant expansion in Nagyoroszi, Hungary



8 Visualisation of the new bulgur production plant in Ipeľské Predmostie, Slovakia

PRIORITY AXIS 4 INSTITUTIONAL COOPERATION

PROMOTING ENTREPRENEURSHIP IN THE VOCATIONAL EDUCATION

The focus of the project was to promoting entrepreneurship using interactive and innovative methods like the Provocent mobile application. By using the market place, students were allowed to interact with each other by investing the project money (Pcoin), in each other's businesses. This opportunity has made the learning process much more human and lifelike.



9 www.provocent.sk

6.2. Interreg 2021-2027

The planning of the new programme between Hungary and Slovakia for the next programming period (2021-2027) has been in progress since 2019.

The Joint Secretariat in cooperation with CESC I organized thematic workshops/webinars in three major topics: economic development, heritage management and social challenges for the Territorial analysis. The results of the webinars were incorporated into the final draft version of analysis ([link](#)), which was approved during 2. Programming Committee meeting on 4 August 2020.

During that meeting Ex-Ante Tanácsadó Kft., the Contractor selected for the elaboration of Chapter 2 ('Priorities') of the 2021-2027 Programme Document presented their Inception report. The members discussed and approved the document. The first draft of Chapter 2 shall be submitted to the Joint Secretariat 5 months after the approval of the Inception Report, by January 2021.

REPORT ON THE IMPLEMENTATION OF FINANCIAL INSTRUMENTS

Not relevant for Interreg V-A SKHU.

7. PROGRESS IN PREPARATION AND IMPLEMENTATION OF MAJOR PROJECTS AND JOINT ACTION PLANS

7.1. Major projects

Not relevant for Interreg V-A SKHU.

7.2. Joint action plans

Not relevant for Interreg V-A SKHU.

PART B

REPORTING SUBMITTED IN YEARS 2017, 2019 AND FINAL IMPLEMENTATION
REPORT

8. ASSESSMENT OF THE IMPLEMENTATION OF THE COOPERATION PROGRAMME

- 8.1. Information in Part A and achieving the objectives of the programme
- 8.2. Specific actions taken to promote equality between men and women and to promote non-discrimination, in particular accessibility for persons with disabilities, and the arrangements implemented to ensure the integration of the gender perspective in the cooperation programme and operations
- 8.3. Sustainable development
- 8.4. Reporting on support used for climate change objectives
- 8.5. Role of partners in the implementation of the cooperation programme

9. OBLIGATORY INFORMATION AND ASSESSMENT

- 9.1. Progress in implementation of the evaluation plan and the follow-up given to the findings of evaluations
- 9.2. The results of the information and publicity measures of the Funds carried out under the communication strategy

10. ADDITIONAL INFORMATION WHICH MAY BE ADDED DEPENDING ON THE CONTENT AND OBJECTIVES OF THE COOPERATION PROGRAMME

- 10.1. Progress in implementation of the integrated approach to territorial development, including sustainable urban development, and community-led local development under the cooperation programme
- 10.2. Contribution to macro-regional and sea basin strategies (where appropriate)

The programming area of the Interreg V-A SK-HU programme is fully included in the European Union Strategy for the Danube Region (EUSDR).

To support the embedding of EUSDR objectives into the SK-HU Programme the EUSDR Hungarian National Coordinator participated the work of the Monitoring Committee as Observer in Advisory capacity.

The concrete contribution can be quantified after the completion of the programme implementation through an indicator analysis focusing on the main objectives of the macro-regional strategy, but at this stage of programme implementation we can introduce some of the examples, projects under Interreg V-A SKHU Programme, which has direct connection to Danube Strategy as follows:

PRIORITY AXIS 1 NATURE AND CULTURE

SACRAVELO – NETWORK OF CROSS-BORDER BICYCLE PILGRIM ROUTES IN THE DANUBE AREA (SKHU/1601/1.1/013)

The objective of SacraVelo project is to create a new and unique cross-border touristic product that introduces and offers the rich cultural heritage, sacral values and utilises the natural environment in the Hungarian-Slovak border region, covering four counties along the Danube. The project **combines the elements of sacral and active tourism** in an innovative way, reaching a wide range of users on local, regional and international level as well. **The network of bicycle pilgrim routes perfectly connects to the already existing EuroVelo international bike routes.** SacraVelo project covers Győr-Moson-Sopron, Komárom-Esztergom, Bratislava and Trnava counties with development of bicycle route network (designation of several hundred km long, safe bike routes), bicycle centres will be built in Szil (HU) and Bac (SK) settlements, and a new Slovak-Hungarian tourist attraction is created by connecting sacral values in the border region. Partnership consists of 4 county level governments and 2 settlements; due to the partnership partners raise their activities from local and regional to international level. Infrastructure development elements of the project include **building of new bike routes and cycling centres, designation of information points and resting places.** Among the soft elements traditional tools (events, brochures in four languages) and up-to-date IT methods (mobile app, website) introduce points of interest and help tourists to reach destinations. SacraVelo network will offer opportunities to local people and attract tourists to the border region. Due to the cross-border nature of sacral, cultural touristic offer that combines active tourism counting on natural values as well, the number of tourists coming to the program region increase, cultural and sacral heritage is promoted and information is distributed by traditional and IT tools.

Connection to EUSDR: The project directly links to the European Danube Region Strategy Priority Area 03 "To promote culture and tourism, people to people contacts". A unique touristic product will be developed and via joint actions and bike events, people to people contacts will rise significantly during the implementation phase and after. Priority Area 10 "To step up institutional capacity and cooperation" is also touched upon with active cooperation of 7 partner organisations, and the partnership will be supported with several stakeholder organisations

and associations from the border-regions. Institutional capacities and knowledge, experience will be widened with coordination and joint management activities.



10 Sacravelo – information and resting place at Báč, Slovakia

PRIORITY AXIS 1 NATURE AND CULTURE

DANUBE BIKE&BOAT – DISCOVER THE SMALL & MOSON DANUBE BY BIKE AND BOAT (SKHU/1601/1.1/014)

The project is focusing on the use of rich natural and cultural heritage of the border area and on creating a unique, attractive and competitive European tourism destination "**Danube inland delta**", which will contribute to increasing the attractiveness and number of visitors to the Danube border region. The activities of 9 partners in the project, covering the needs of 30 municipalities in 5 regions, are aimed at creating a complex cross-border destination providing services in the field of tourism, culture, relaxation and sport in the area between and along the Small and Moson Danube rivers, including the main flow of the Danube. **The territory is a specific water phenomenon**, where all three rivers form the **most extensive inland delta in Europe**. **Canoeing and biking in conjunction with Great and Little Rye Island culture and gastronomy** are the basis for the development of a common tourist destination, which will bring together tourism organizations previously acting in the local sphere only, enabling competing with other tourist destinations in Europe. Under the project, **recreational, boating and bike tourism infrastructure development is expanded** to more than 36 locations in

Slovakia and Hungary, **the open-air museum with a water mill** in Jelka will be renovated, a **water ecotourism youth centre** in Šamorín will be built, a promenade will be established in Zálesie and a **development strategy for the cross-border destination will be created, including the creation of a new common marketing brand.**

Connection to EUSDR: The project proposal fully corresponds to EU Strategy for the Danube Region Priority Area 3: to promote culture and tourism in the Danube region.



11 renovated water-mill in Jelka, Slovakia

PRIORITY AXIS 4 INSTITUTIONAL COOPERATION

REDUCING RISKS BY IMPROVING INTEROPERABILITY BETWEEN SLOVAKIA AND HUNGARY FOR BETTER PREPAREDNESS (SKHU/1902/4.1/108 – RISKHUB)

The project's main aim is to strengthen **disaster preparedness** and response capacity to **climate change related risks** along the Hungarian-Slovakian border by **improving cooperation of volunteer fire brigades and municipalities**. The main target group are volunteer fire fighters from Borsod-Abaúj-Zemplén, Komárom-Esztergom and Győr-Moson-Sopron counties from Hungary, Košice-okolie, Komárno and Dunajská Streda District from Slovakia. Stakeholders **share operating procedures, know-how, experience and capacities** in an organized way. A mobile application collects and registers capabilities and assets, alerts and mobilizes units in case of emergencies, and arranges project events. Based on needs, identified gaps and good practices, standardized training and capacity development take place. In order to maximize learning opportunities for the main target group, training of trainers method is used by engaging key personnel from volunteer fire brigades. Capacity development is necessary in order to have sufficient, standardized toolset for practicing during the events. Minivans are equipped with communication tools to support on-site trainings and

to serve as mobile coordination point during interventions. Trailers are furnished with technical equipment needed to respond to flash floods, extreme storms, wildfires and as medical support to treat the injured during these emergencies.

Adult learning methods support preparedness for interventions, including existing and newly developed e-learning modules in Slovakian, Hungarian and English. The developed operational capacity allows trained key personnel to travel around their region and transfer knowledge to other members; thus, ensuring sustainable training possibilities for volunteers. Joint preparedness activities lead to a final, large-scale field exercise with over hundred participants required to prove their readiness. This event's objectives are to test their procedures, coordination, interoperability and communication.

Connection to EUSDR: Both HU and SK national development strategies relate to the macro-regional strategies by expressing the intention to strengthen their relations in the EU Strategy for the Danube Region (EUSDR). The Environmental Risks Priority Area (PA5) of EUSDR co-ordinated by Hungary and Romania recognizes the climate change related risks through its targets, in connection to different hazards, such as floods, droughts and wildfires. The Action Plan of PA5 also has focus on strengthening the cooperation between disaster response organizations and to improve the interoperability of the available assets. The targets and the actions of the priority area is in line with the objectives of the project; therefore it received a Letter of Recommendation from the Steering Group of PA5. The RISKHUB project preparation was facilitated by the EUSDR PA5 and it is one of the flagships of the PA5 Disaster Management Working Group.

The project objectives are also in line with the EU Civil Protection Mechanism and the new initiative of rescEU (Decisions 1313/2013/EU, 2019/420/EU). It includes that Member States should address key risks that have cross-border impacts and reduce those risks, as well as encouraging to establish common alert systems for rapid intervention. The activities of the project are aiming to improve the effectiveness of response activities by joint training and development of a tool to support alerting and mobilizing.

11. FINANCIAL INFORMATION AT PRIORITY AXIS AND PROGRAMME LEVEL

PART C

REPORTING SUBMITTED IN YEAR 2019 AND FINAL IMPLEMENTATION REPORT

12. **SMART, SUSTAINABLE AND INCLUSIVE GROWTH**

13. **ISSUES AFFECTING THE PERFORMANCE OF THE PROGRAMME
AND MEASURES TAKEN — PERFORMANCE FRAMEWORK**